

Fitting Instructions

Revo Carbon Intake Kit 2.3 Focus RS MK3 EcoBoost

Fitting Difficulty



Contents

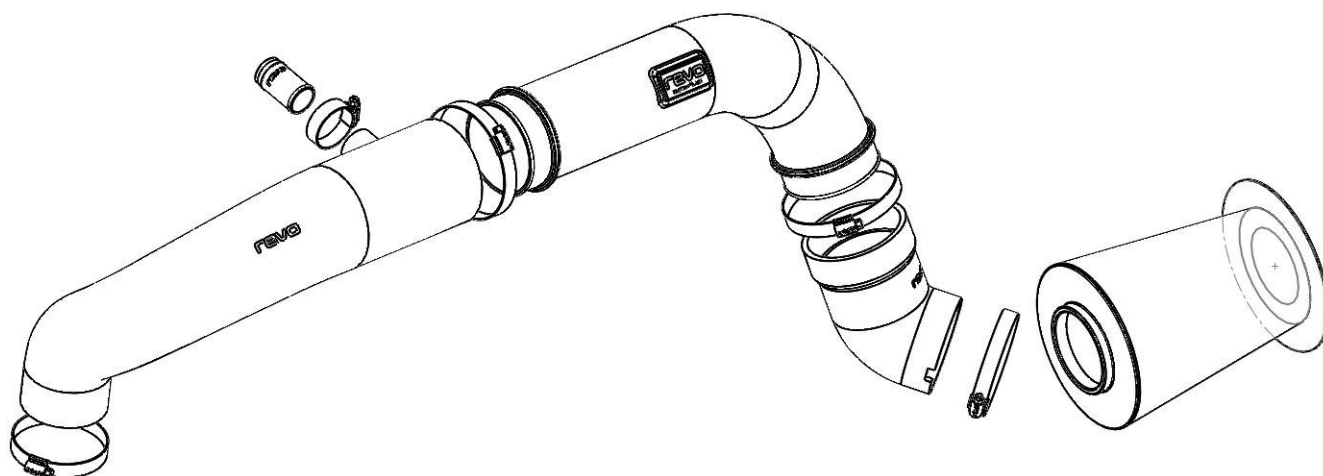
Description	Quantity
Revo Air Filter	1
Revo Carbon Pipe	1
Revo Turbo Intake Hose	1
Revo Airbox Hose	1
70-90 Hose Clamp	2
60-80 Hose Clamp	1
90-110 Hose Clamp	1

Recommended Tools

Tools	Size
Ratchet	
Sockets	7, 10mm
Spanner	10mm



Before starting, please ensure that the battery is disconnected and you have ensured the engine is cool. Engine temperatures can remain high for a substantial amount of time after use.




Fitting Instructions

Fitting Difficulty




Revo Carbon Intake Kit 2.3 Focus RS MK3 EcoBoost


- 1 Remove the OE airbox cover by removing the 4 x screws with a 7mm socket. Pull the OE airbox cover up and remove the OE air filter.



- 2 Install the Revo air filter into the OE airbox by aligning the metal flange with the corresponding points on the OE airbox. Reinstall the OE airbox cover.



- 3 Remove the engine cover by pulling up and off the rubber mounts. Remove the 2 x intake pipe bolts using a 10mm spanner. Remove the 4 x OE hose clamps on the intake pipe using a 7mm socket. Unclip the vacuum line on the OE intake pipe and remove the pipe.



Fitting Instructions

Revo Carbon Intake Kit 2.3 Focus RS MK3 EcoBoost

Fitting Difficulty



- 4 Gently unclip the breather pipe on the back of the remaining OE turbo intake pipe. Remove the hose clamp securing the pipe to the turbo with a 7mm socket and remove the pipe.



- 5 Locate the Revo turbo intake hose (larger of the two silicone hoses included in the kit). Double check that the machined breather coupler is installed into the hose and the hose clamp is tight. Loosely install a 60-80 hose clamp onto the smaller end of the Revo turbo intake pipe and install the pipe onto the turbo. Do not tighten the hose clamp at this stage.



- 6 Install the OE breather pipe connector onto the Revo breather coupler on the back of the turbo intake hose.



Fitting Instructions

Fitting Difficulty



Revo Carbon Intake Kit 2.3 Focus RS MK3 EcoBoost

- 7 Install the remaining 70-90 and 90-110 hose clamps onto the remaining Revo coupler hose (the 70-90 hose clamp will go on the hose end with the groove cut in it). Install the Revo airbox coupler hose onto both the Revo carbon pipe and OE airbox. Align the airbox coupler hose groove with the airbox groove as shown. Align the entire kit, as shown.



- 8 Loosely install a 90-110 hose clamp over the open end of the Revo turbo inlet hose. Install the Revo carbon intake pipe into the Revo turbo intake hose.



- 9 Check that there is 3-5mm of clearance between the bonnet shrouding (fabric material) and the top of the carbon pipe, also check there is clearance around all engine parts (>2mm). Reinstall the vacuum pipe. Tighten hose clamps to 3Nm (turbo hose clamp, carbon pipe hose clamps, air box hose clamp) using a 7mm socket. Test drive the vehicle to ensure there are no leaks/part interference during operation. Your installation is now complete!

